

Nativity Puppet Play



Created by Nadene Esterhuizen & Lara Esterhuizen



Contents

Welcome to this Nativity Play.....	2
How to perform.....	3
Some simple hand puppet tips and ideas	3
Animals.....	4
Props:.....	4
Stage.....	4
How to make your puppets.....	5
Ideas for backdrops.....	6
Nativity Play.....	8
Scene 1: Outside a stable.....	8
Scene 2: Outside night time on a hill	9
Scene 3: In King Herod's Palace.....	10
Scene 4: In the Stable	11

Welcome to this Nativity Play.

My daughter Lara and I created this narration-led puppet play for children for a wonderful December Christmas and festive season project. The play will require at least 3 people to seamlessly act out all the characters in the scenes.

Because the script is created in rhyming couplets, it is easier to memorize, but each character only speaks a few lines, whereas the narrator can read from the script.

I hope that you and your family have a blessed time creating and performing this for family and friends during this precious time of the year.

Have fun and enjoy!

Blessings, Nadene

How to perform: Read the through the play. An older child (good reader and speaker) or a parent should act as narrator. Allocate character roles and animals to each child. Read through the play without puppets several times to get into character and learn their lines and cues. (The cues are the words that prompt the next person's lines).

Children must practice with their puppets to make them come alive and "respond" with its hands and head turns. This is done best in front of a mirror. Let them take turns sitting where the audience will sit to view the puppet show practices.

Practice adding scene changes with the backdrops. You can add music for scene changes and before the show starts.

Some simple hand puppet tips and ideas:

You can use your hand with index finger inside the head and thumb and middle finger as arms and hands. But it is easy to work with rod and wire puppets. This is easier to swap puppets quickly or to hold more than 1 puppet in one hand. Make a T-shaped stick "skeleton" using skewer sticks. Tape the join and tape the ends to make a rounded end. Insert the wooden T- skeleton into the head inside the puppet and attached a long wire to one hand.

wooden
skeleton



wire for hand



Animals: We created stuffed felt animals on skewer sticks. You will need a donkey, camel, and some sheep. A cow or other animals is optional.

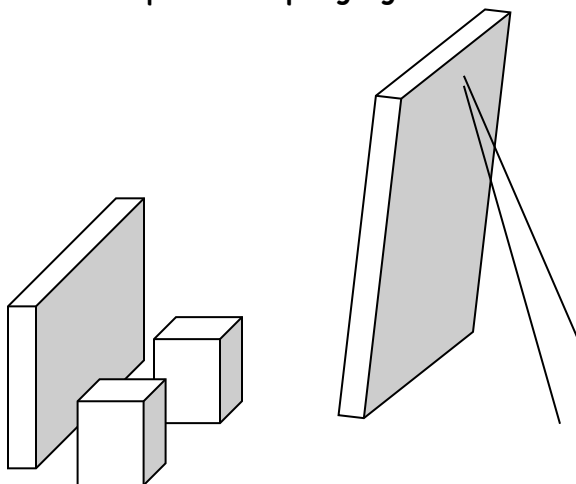
Cut out 2 sides of each animal using felt sew together and stuff with stuffing. Add facial features and

other details. Insert a stick into each animal's body and sew the opening closed.



Props: A gold star, manger, 3 gifts from the wise men, King Herod's sceptre. You can make these out of cardboard or salt dough which they painted once it was baked. A roll of chicken wire or foam or cardboard box with holes is a quick and easy way of storing the puppets and props behind stage.

Stage: Use an easel or large white board, or a large box or wall to hang your backdrops. Puppeteers crouch behind a smaller easel or couch draped with a tablecloth. Puppets can be stored standing up in some chicken wire or sticks pushed into some foam or polystyrene.

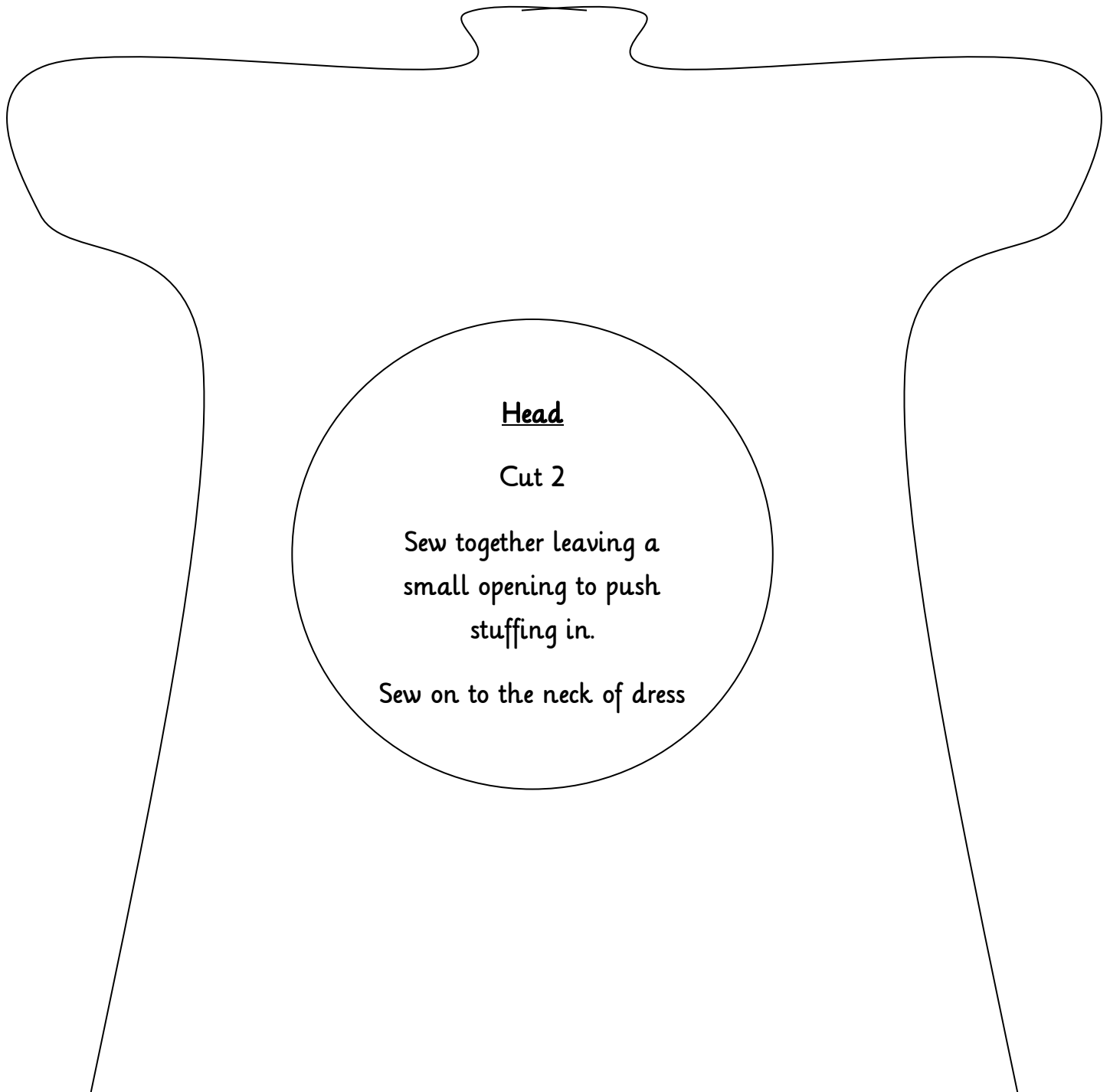


Audience

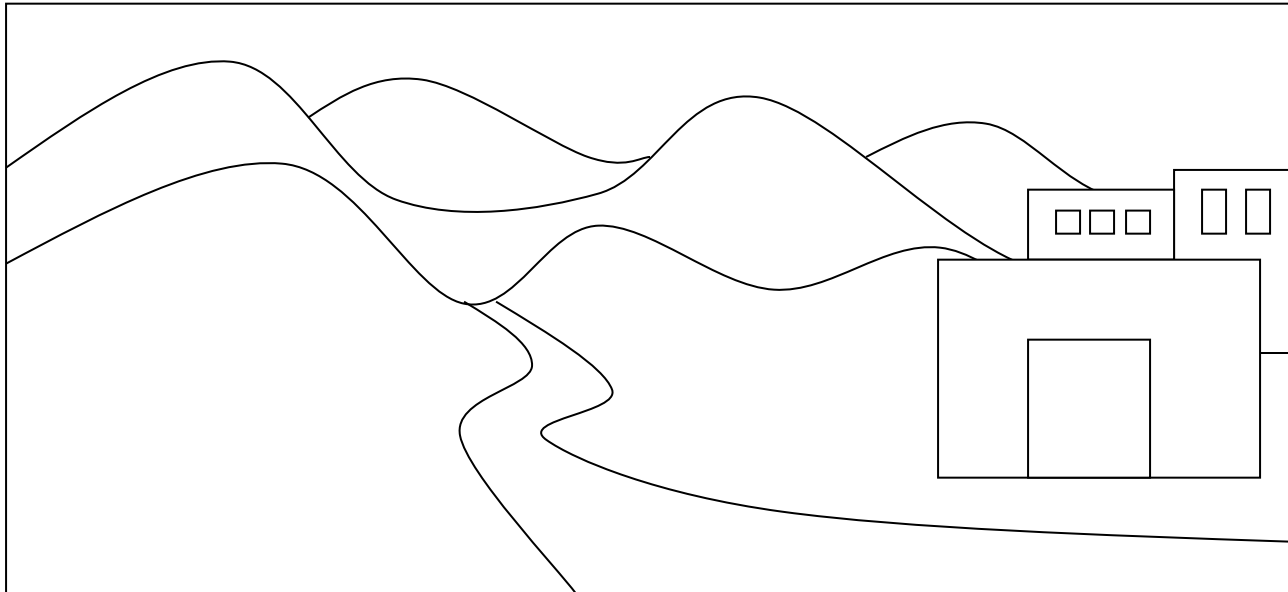
chairs

Easel for backdrop

How to make your puppets. You will need the following characters ~ Mary & Joseph, 2x shepherds, 3 kings, King Herod, and an angel. Cut 2 "dresses" for each puppet. Sew up side seams and shoulders. Leave neck open. Add hands, braiding or head covering or angel wings. Make a stuffed head and add facial features and sew on hair and accessories. Sew the stuffed head into the neck.



Ideas for backdrops



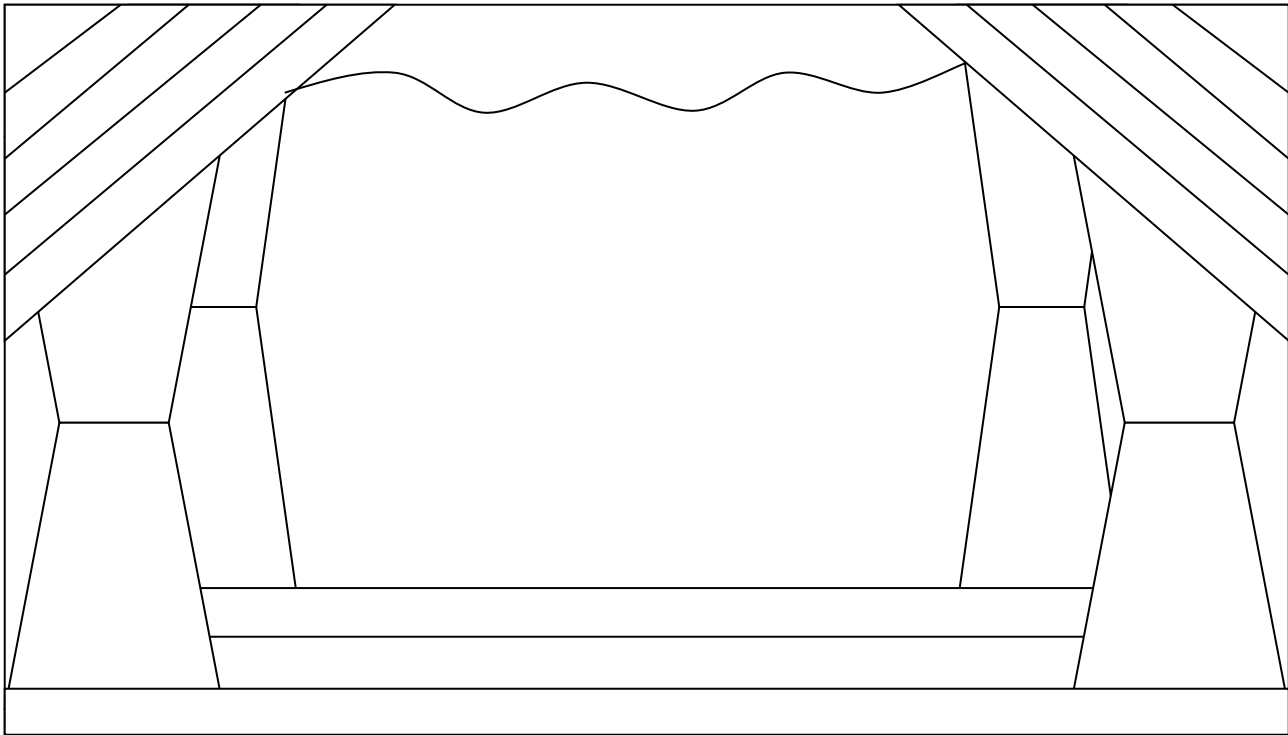
Backdrop of town and hills

Use a star on a string over the backdrop of stable and hills to lead 3 wise men. Stick it on the top of the stable.



Inside the stable with animals

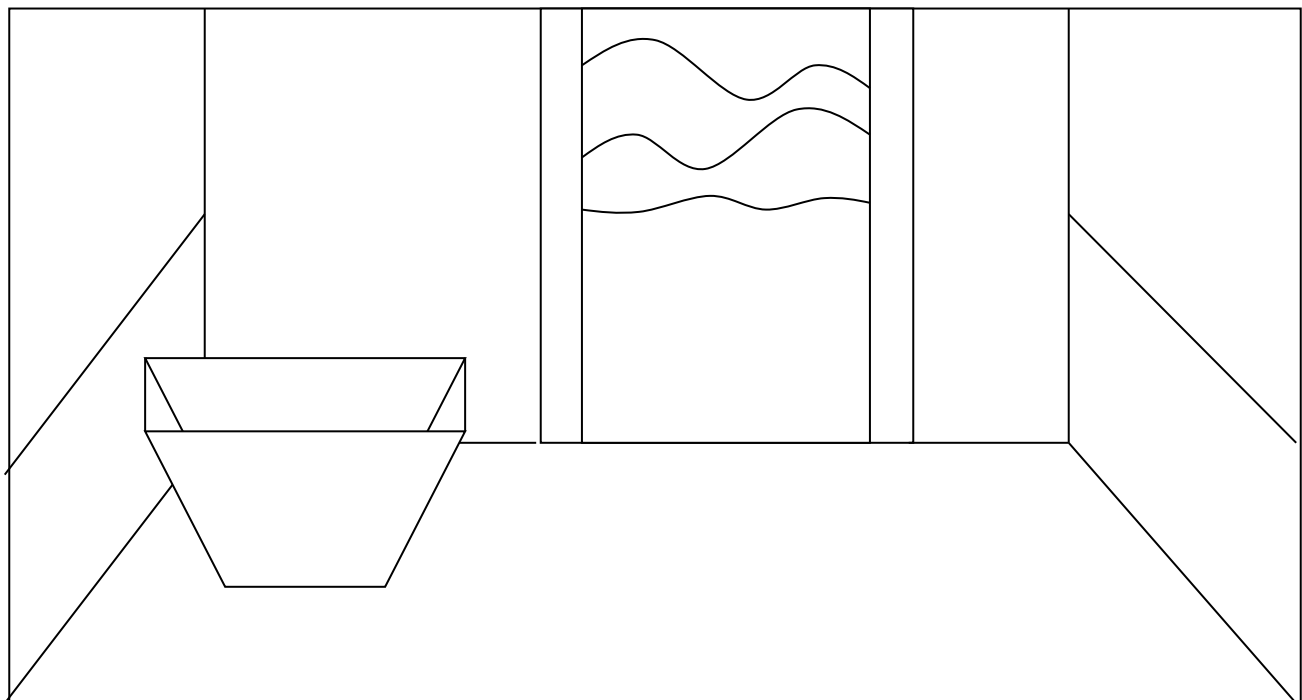
Inside King Herod's palace



Backdrop of Palace Throne

Backdrop of inside of the stable

We attached all three backdrops with rings to the top of a tall easel and flipped them over to reveal the next scene.



Nativity Play

Scene 1: *Outside a stable* *Joseph, Mary & donkey*

Narrator: Joseph and Mary take journey on a donkey ride
To register at Bethlehem, Joseph walks by her side
Mary is pregnant, baby Emmanuel soon to be here,
Joseph is worried but trusts God - no fear.

Joseph: Mary, my darling, are you still ok?
We'll get there soon, before the end of the day.

Mary: Don't worry my dear Joseph, I am all right.
Let's hope we'll find somewhere warm to stay tonight.

Narrator: She is with child, soon to be born
They need somewhere safe, cosy, and warm
But the inns are all full, no place for a bed
So, Joseph and Mary shelter in an animal shed.
Jesus is born and laid on some fresh hay
While the cows all low slow and the horses all neigh.

Scene 2: Outside night time on a hill *Shepherd, Angel & sheep*

Narrator: Some shepherds watch their sheep at night
Under the stars and one that glows so bright

Shepherds: Hey! Look there! What is that light?
Oh my, it is an angel! What a sight!

Angel: Fear not; I bring good news & great joy to all mankind,
In a manger, in Bethlehem, a baby king you will find!
For a Saviour is born, Christ the Lord!
Go join those who all come to adore.
Glory to God in the highest & peace and goodwill to man!
We angels rejoice at the Lord's salvation plan!

Narrator: The angels all singing,
praise to God bringing,
skies filled with ringing,
and the angels all soar.
The shepherds rise and stand outside the stable door
There they kneel and worship at the floor.
Their newborn Saviour asleep on the hay
Just as the angels to them did say.

Scene 3: In King Herod's Palace *King Herod & Wise Man, Star, Camel, gifts*

Narrator: Three wise men observe a very bright star

And follow with gifts from their land from afar.

They ask where the King of the Jews can be found,

But King Herod, quite worried, fretted & frowned

King Herod: Look for him and then bring me your news

So I can worship him, *whispers* - but this is my ruse.

I am the King, and no other king will rise

I'll kill every baby boy - they all shall die!

Scene 4: In the Stable*Wise Men, Joseph, Mary & Jesus, camels & gifts*

Wise Men: #1 Look! The bright star has stopped high above the shed

Let's look for the child-king – shhh, He's asleep in a bed

#2 Bring out the gifts – our myrrh, frankincense & gold

Let's us worship this king that we now behold.

#3 But now we'll go back home the long way round,

because King Herod will kill this baby if he's found.

Narrator: One night Joseph is warned by an angel in a dream

To run away so that baby Jesus is not seen.

They will hide in Egypt till King Herod is dead,

And return home when it's safe, by an angel are led.

This is the story of God's Son from heaven descends

And here our nativity puppet story ends ...

We all now join to worship Him and sing~

"Hark the Herald Angel Sings" and "We Three Kings"

"Away in a Manger" and "Joy to the World",

"O Come all Ye Faithful", "Silent Night" and "O Holy Night".