

Famous Artists

Lapbook

Created by Nadene Esterhuizen

Sandro Botticelli

Sandro Botticelli's *The Birth of Venus* and *Primavera* are among the most familiar masterpieces of Florentine art. Choose 1 masterpiece and paste it on the front of the minibook. Write a very detailed narration detailing all the details you remember of the painting.

Johannes Vermeer

Johannes Vermeer used exorbitantly expensive pigment *lapis lazuli* to create the blue colour. Select 1 thumbnail print of his masterpieces and paste it on the cover flap of the matchbook. Write his name on the bottom flap and write the details of the colours used in your chosen painting.

Leonardo Da Vinci was famous for his painting *The Last Supper*, his portrait *The Mona Lisa*, his anatomical sketches and scientific inventions. He even wrote his notes in mirror writing!
Cut out the 4 flap minibook. Fold in half. Cut each flap on the dotted lines. Paste da Vinci's masterpieces on each flap. Write a few facts about each thumbnail print under the flap.

Pablo Picasso

Pablo Picasso introduced modern art. His paintings were colourful and many pictures were abstract or surreal. Cut out the circle, fold on the dotted lines, cut along the dashed line. Fold into quarters. Paste each Picasso thumbnail on a quarter. Write inside each section what you think he painted.

Famous Artists Lapbook

<u>Lapbook Planner</u>		
<u>Sub-Topic</u>	<u>Minibook</u>	<u>Activity/ Website</u>
Leonardo da Vinci	4 Flap Minibook	Write facts inside each flap about his painting, portrait, inventions and anatomical sketches http://en.wikipedia.org/wiki/Leonardo_da_Vinci
Michelangelo	Pocket with 4 cards	Write the name of each sculpture or painting and describe the facts on reverse of each card. Insert in the pocket http://en.wikipedia.org/wiki/Michelangelo_di_Lodovico
Raphael Sanzio da Urbino	Accordion Minibook	Write a description in between each thumbnail print of Raphael's paintings and architectural design http://en.wikipedia.org/wiki/Rafael_Sanzio_da_Urbino
Sandro Botticelli	Hexagon Fold Minibook	Write detailed narration of either <u>The Birth of Venus</u> or <u>Primavera</u> inside the minibook http://en.wikipedia.org/wiki/Sandro_Botticelli
Anthony van Dyck	Tri-fold Minibook	Describe the cavalier fashion and King Charles 1 style beard depicted in Van Dyck's paintings. http://en.wikipedia.org/wiki/Anthony_van_Dyk
Rembrandt van Rijn	Cross Minibook	Choose 1 painting and write the details of the Bible story depicted in that painting. http://en.wikipedia.org/wiki/Rembrandt_van_Rijn
Johannes Vermeer	Matchbook	Describe the details of chosen masterpiece inside matchbook http://en.wikipedia.org/wiki/Johannes_Vermeer
Francisco Goya	Shutter flap Minibook	Write your own story about the people in the group portrait and about the individual in the single portrait. http://en.wikipedia.org/wiki/Francisco_Goya http://www.franciscodegoya.net/

<u>Sub-Topic</u>	<u>Minibook</u>	<u>Activity/ Website</u>
<u>Pablo Picasso</u>	Quartered Circle	Interpret Picasso's abstract paintings http://en.wikipedia.org/wiki/Pablo_Picasso
<u>Auguste Rodin</u>	Thought Cloud Minibook	Describe "The Thinker" and/ or what he is thinking about. http://en.wikipedia.org/wiki/Auguste_Rodin
<u>Peter Paul Rubens</u>	Rectangle Concertina Minibook	Describe people's body positions and movements in "The raising of the Cross" http://en.wikipedia.org/wiki/Peter_Paul_Rubens
<u>Salvador Dali</u>	Oval Flap Minibook	Describe what surrealistic images Dali used and what these images meant http://en.wikipedia.org/wiki/Salvador_Dali http://en.wikipedia.org/wiki/Surrealism
<u>Henry Moore</u>	6 square Fold-over Minibook	Describe each statue http://en.wikipedia.org/wiki/Henry_Moore
<u>Jackson Pollock</u>	3 Arch Flap Minibook	Describe the colours and layers in each painting. http://en.wikipedia.org/wiki/Paul_Jackson_Pollock

Applications of these minibook pages:

I have created a simple lapbook base from which you may launch in any direction! You may want to use each minibook or its suggested activity or create this lapbook in your own way.

- You can use these pages as they are. Cut and paste the name of the artist on the front of each minibook.
- All the minibooks have been left blank so that you may pick and choose the style you need or prefer.
- Let your child write Charlotte Mason-type narrations (detailed and accurate recall) of the art work inside the minibooks for art appreciation lessons.
- You could cover just 1 artist and use the collection of minibooks to do several minibooks on his different works.
- Collect all minibooks and assemble a lapbook on the entire topic or featuring 1 artist. Let your child assemble the lapbook when they complete the whole unit.
- Include Famous Artist Biography pages and other notebook pages for each artist. (available from <http://practicalpages.wordpress.com/free-pages/free-biography-notebook-pages/>)
- Enlarge the thumbnail pictures or find large reprints/ coffee table books/ calendar prints or library books of the pictures to study in greater detail.
- Although this lapbook is intended for middle school students, you could simplify the suggested activity for younger children or provide additional, challenging activities for older students.
- Add additional research questions:
 1. When was the work completed?
 2. Where is it exhibited now?
 3. How much was the painting/ sculpture sold for?
 4. Make a timeline of these artists.

Some final comments:

I was sensitive about revealing nudity, and there are several biographical details that were not mentioned due to their offensive nature.


I acknowledge that this is not a comprehensive list of artists; however they do represent the several different styles, mediums and eras in art.

Enjoy Art!

Leonardo Da Vinci

Leonardo da Vinci was famous for his painting The Last Supper, his portrait The Mona Lisa, his anatomical sketches and scientific inventions. He even wrote his notes in mirror writing!

Cut out the 4 flap minibook. Fold in half. Cut each flap on the dotted lines. Paste da Vinci's masterpieces on each flap. Write a few facts about each thumbnail print under the flap.



Michelangelo di Lodovico

Michelangelo was a famous painter and sculptor. David and The Pieta are his most famous sculptures. He is best known for his Biblical paintings on the ceiling of the Sistine Chapel.

Cut out the 4 masterpiece cards. Write the title for each piece under the thumbnail print. Write your facts at the back of each page.

Cut out the pocket. Fold the sides under and glue to your lapbook or notebook page. Insert the 4 masterpiece cards inside this pocket.



1



2

3



4



Raphael Sanzio da Urbino

Raphael was famous for his religious paintings and architectural designs of churches.

Cut out & fold the accordion minibook. Select the masterpieces and paste them on every alternate block. Write a description for each in the blocks in-between.

Glue to 2nd accordion strip



Sandro Botticelli

Sandro Botticelli's the Birth of Venus and Primavera are among the most familiar masterpieces of Florentine art.

Choose 1 masterpiece and paste it on the front of the minibook. Write a very detailed narration telling all the details you remember of the painting.



Anthony van Dyck


Anthony van Dyck became the leading court painter in England 1600's. He painted several portraits of King Charles 1. Van Dyck became famous for depicting the cavalier fashion and the style of the King's beard was even named after him!

Choose 1 of the thumbnail pictures, paste it on the tri-fold minibook and describe the fashion and styles of the royalty during these times.



Rembrandt van Rijn

Rembrandt van Rijn was a highly successful Dutch painter famous for his illustrations from the Bible. Fold in each side of the cross minibook. Choose 1 thumbnail print, paste it on the cover flap of the minibook and write the details of the Bible story that appears in his painting inside the flaps.



Johannes Vermeer

Johannes Vermeer used exorbitantly expensive pigment [lapis lazuli](#) to create the blue colour. Select 1 thumbnail print of his masterpieces and paste it on the cover flap of the matchbook. Paste his name on the bottom flap and write the details of the colours that he used in your chosen painting.



Francisco Goya

--	--	--



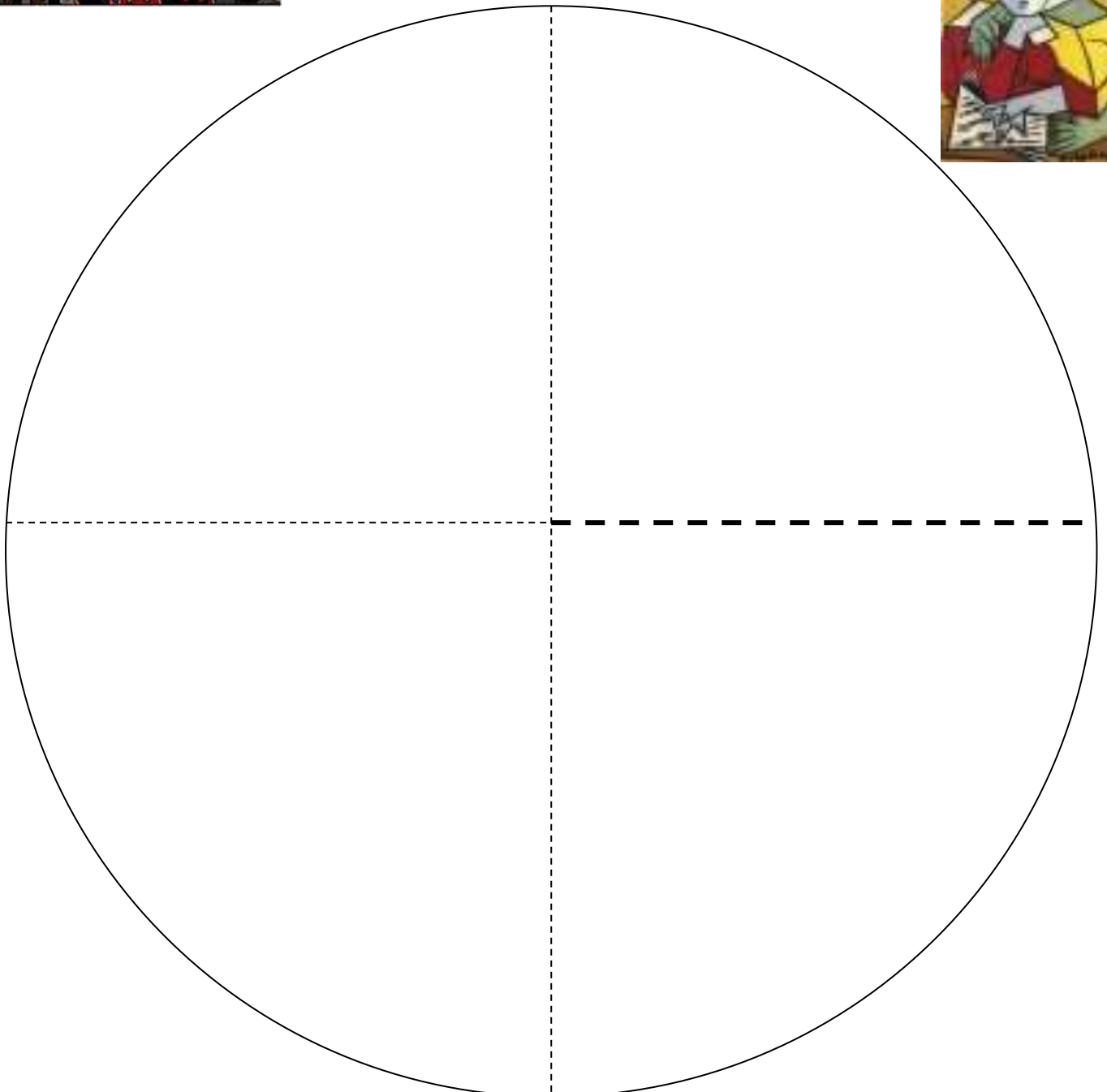
Francisco Goya received orders to paint royalty and Spanish nobility. Choose a thumbnail painting of a group portrait and paste it on the left shutter flap and then select an individual portrait and paste it on the right flap. Use these to write your own story about the people in the paintings.



Pablo Picasso



Pablo Picasso introduced modern art. His paintings were colourful and many pictures were abstract or surreal. Cut out the circle, fold on the dotted lines, cut along the dashed line. Fold into quarters. Paste each Picasso thumbnail on a quarter. Write inside each section what you think he painted.



Auguste Rodin's most famous sculpture is "The Thinker".

Cut out the 2 thought clouds and staple them at the side to make a minibook.

Paste the thumbnail on the front.

Describe the statue or write what you think the Thinker is thinking about.

Auguste Rodin



Peter Paul Rubens



Peter Paul Rubens painted several Biblical masterpieces. His paintings are done Baroque style and are full of movement. Cut out Rubens' "The Raising of the Cross" and paste it on page 1.

Fold the minibook in concertina style, paste the back of page 1 to page 2 to make a front cover and write in the inside of this minibook.

Describe all the people in this painting, describing their positions and their movements.

1

2

3


Salvador Dali



Salvador Dali is a Spanish artist best known for his imaginative, surrealist artwork.

This is Dali's most famous painting called "The Persistence of Memory".

Cut and paste the thumbnail on the front of the oval minibook and describe what surreal images Dali used and what you think he imagined.



Henry Moore



Henry Moore is best known for his abstract sculptures. Cut out the minibook in 1 piece. Cut the 2 dotted lines. Fold square 1 over on to page 2, 2 to 3, 3 to 4 and so on. Paste each thumbnail on alternative blocks and describe each statue in the spaces in between.



1	2
4	3
5	6

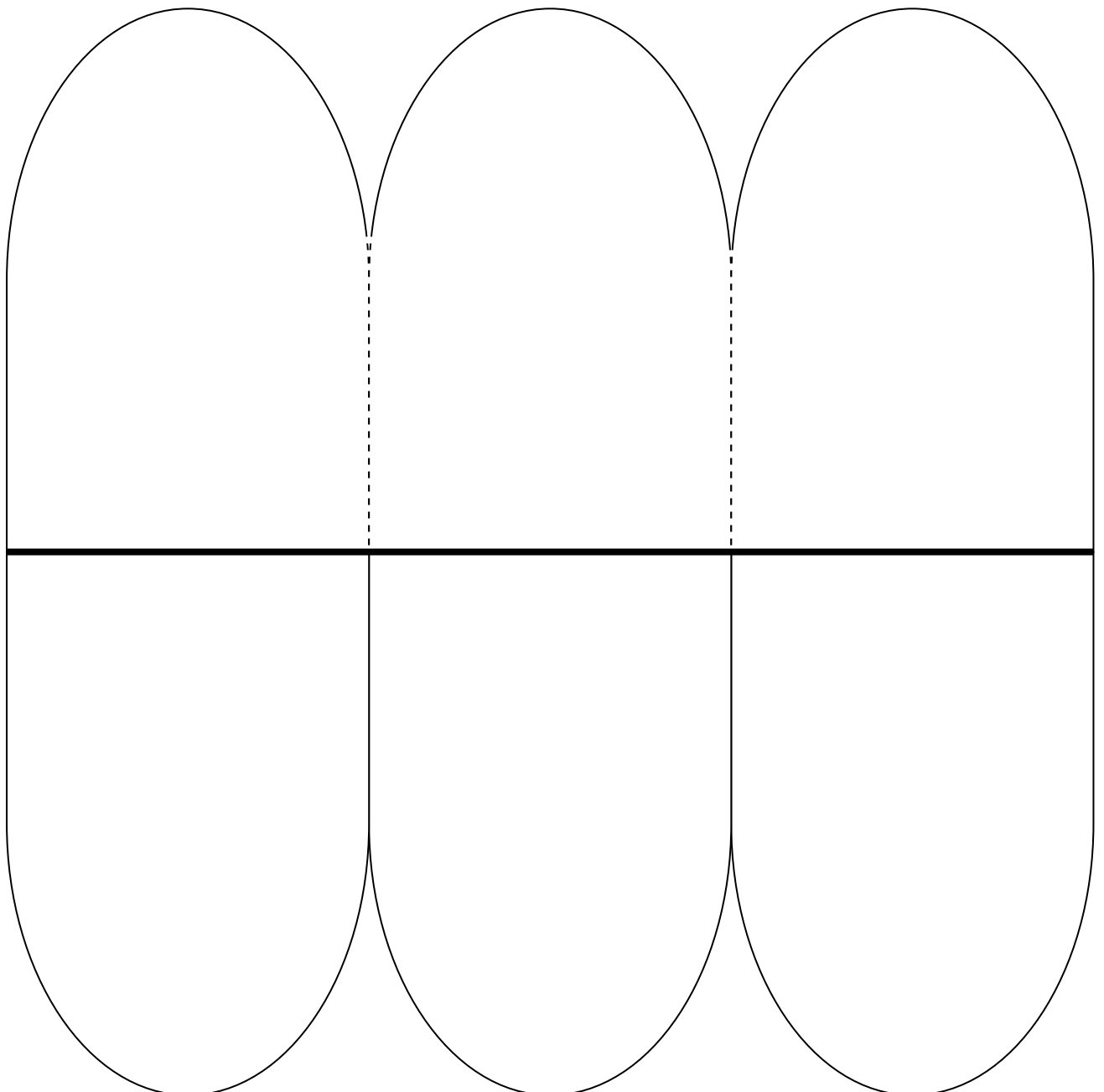
Paul Jackson Pollock



Paul Jackson Pollock was a modern, abstract painter who is famous for his "action painting" technique.

Cut the whole minibook as 1 piece. Fold in half. Cut the dotted lines.

Paste each painting on top of a flap. Describe how many colours and layers of paint Pollock splattered.



Matching Masterpieces

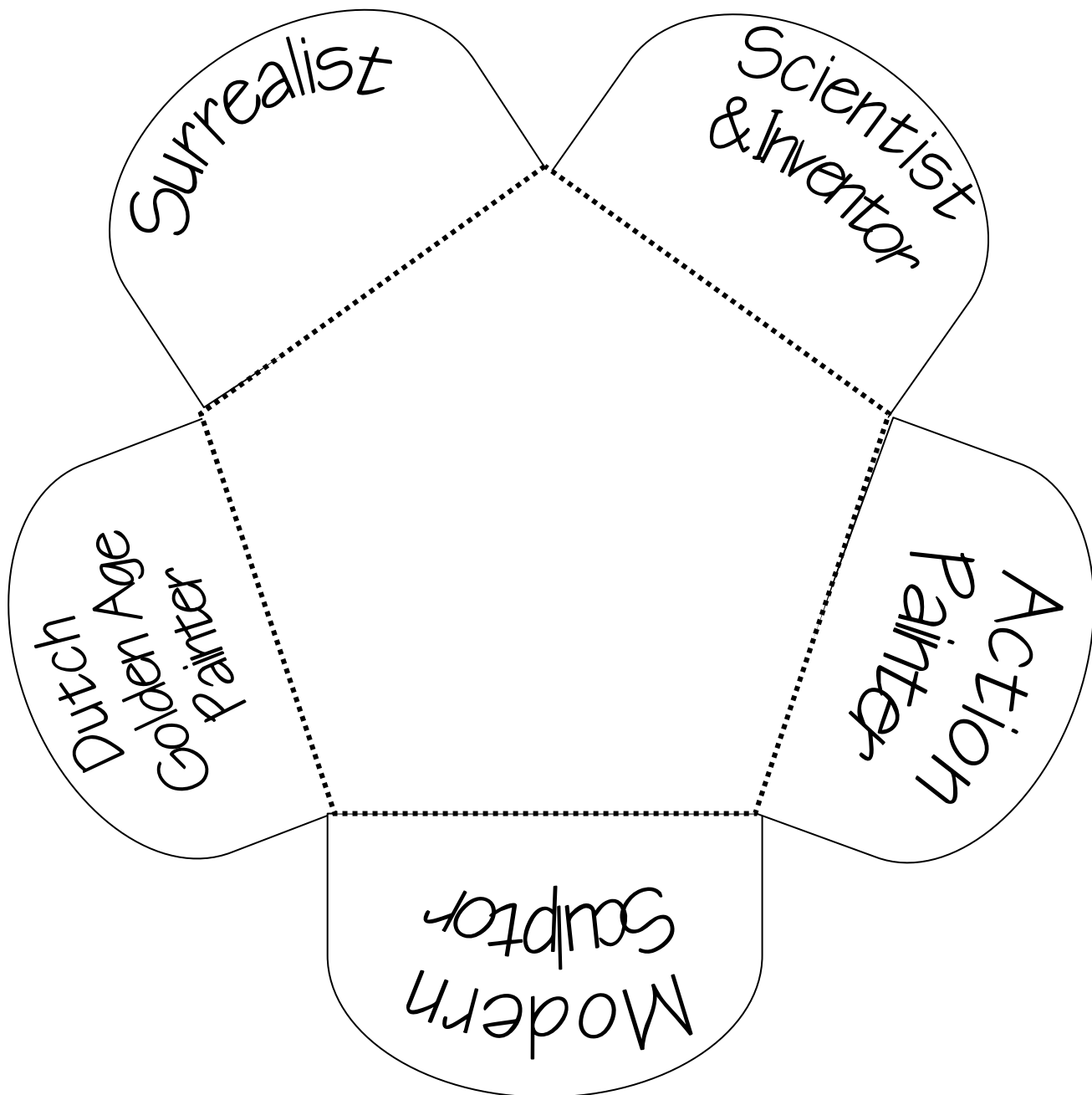
Cut the 5 Flap Minibook as 1 piece. Fold lengthways on both lines. Fold the names on top, the blank square flaps under the names. Cut along dotted lines. Cut and paste the thumbnails under the correct famous artist's name. Write the name of the painting or sculpture inside the flap.

Henry Moore		
Johannes Vermeer		
Pablo Picasso		
Michelangelo		
Leonardo Da Vinci		



Who is this artist?

Cut the Pentagon Petal Minibook and fold each petal over the next.
Write the artist's name matching his description under each petal.



Pockets of paintings and sculptures

Cut, fold and glue the strips of the 4 pockets on lapbook/ notebook page. Cut each painting or sculpture title separately and insert each in the correct artist's pocket.

The Thinker

The Statue of David

The Burghers of Calais

Painting on Sistine
Chapel

The Girl with the Pearl
Earring

Mona Lisa

The Last Supper

The Milkmaid

Michelangelo

Auguste
Rodin

Leonardo
Da Vinci

Johannes
Vermeer